



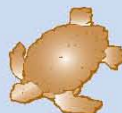
SESUG '07

November 4-6, 2007

Hilton Head, South Carolina

Annual Conference

**Marriott Hilton Head
Beach & Golf Resort**



Ed Heaton

AcademicChair2007@sesug.org

Joy Smith

OperationChair2007@sesug.org



www.sesug.org



Registration Information

A Note from the Conference Chairs

We are very excited to be able to ask you to join us at SESUG '07, the 15th conference of the SouthEast SAS® Users Group! The conference will be held November 4-6, 2007 at the Hilton Head Marriott Beach and Golf Resort at Hilton Head Island, South Carolina.

The excitement level surrounding this conference is very high! We received over 140 abstract submissions and are busy choosing a great lineup of papers that will allow you to expand your SAS skills and knowledge. As you read through this registration booklet, you will see a partial list of papers that will be presented by SAS Institute employees and your fellow SAS practitioners. The quality of the abstracts we have received is possibly the very best ever! The section descriptions provide an idea of the types of topics that will be covered. We are confident you will be pleased with the depth and breadth of the technical information presented at SESUG '07!

The format of the conference remains similar to previous years, with a day and a half of concurrent presentations. In addition, we have an excellent selection of optional Sunday workshops. There will be a workshop suitable for every level of SAS user. Each workshop offers 4 hours of in-depth study with respected instructors who are experts in their field. There is an additional fee for these workshops, but they are an excellent and inexpensive learning opportunity!

In addition to the concurrent paper sessions, we offer Hands-On Workshops during the entire conference. These workshops fill up quickly and seats are available on a first come, first served basis.

The SAS Demo Room will feature the latest and greatest in SAS software. It provides the opportunity for you to meet the SAS Research and Development, Education, Publications, and Technical Support staff. Many attendees feel that the SAS Demo Room is the best part of the conference, so be sure to spend some time there! SAS will provide free access to their Self-Paced e-Learning modules in the demo room. These were very popular last year, so sign up early! On Monday night, the SAS-sponsored Customer Appreciation Mixer will be held in the demo room.

Finally, you will have many opportunities to network and meet with other SAS practitioners during the conference. SESUG is known as a very friendly conference. One good way to get involved is to help as a session coordinator. It's not hard and since you will be in the meeting rooms you won't miss any content while you are helping to make the conference run smoothly! The conference team is working very hard to ensure you a wonderful conference experience!

See you on Hilton Head Island, November 4-6, 2007!



Joy Smith OperationChair2007@sesug.org



Ed Heaton AcademicChair2007@sesug.org

Table of Contents

Preliminary Schedule	2	SESUG Policies & Procedures	21
Weekend Workshops	3	Volunteer Opportunities	23
Special Presentations	9	Conference Hotel (Hilton Head Marriott Golf and Beach Resort)	24
Academic Presentations and Planning Team	11	Hilton Head Island	25
Special Events and Opportunities	17	Registration Info and Form	26
Operations Planning Team and SESUG EC	20	SESUG Checklist	Inside back cover



SESUG 2007 – Hilton Head Island, SC, November 4-6, 2007

Are you new to SESUG? Then you're in for a real treat as SESUG presents its 15th annual conference at the beautiful Hilton Head Marriott Beach & Golf Resort on Hilton Head Island in South Carolina.

If you've attended a SESUG conference before, you already know that SESUG conferences are packed with top-notch presentations and many opportunities to network with other SAS practitioners, along with SAS developers and staff.

The Top Ten reasons to attend the SESUG 2007 on Hilton Head Island, South Carolina:

- 👉 **Learn something new!** Over 100 top-notch presentations by the most-knowledgeable SAS users will provide key takeaways for all levels of SAS users from beginning to highly experienced. With an emphasis on practical application, you will go home with ideas that you can apply immediately.
- 👉 **Experience what's hot!** The SAS Demo Room showcases the latest and greatest in SAS software. This year's demo room features Self-Paced e-Learning opportunities provided by SAS. The demo room is also the location where you can meet with conference sponsors to learn about their products and services.
- 👉 **Network!** Share your SAS experience with other attendees during breaks, mixers, and presentations. SESUG is known for its friendly attendees and presenters!
- 👉 **Get hands-on experience!** Attend free hands-on workshops presented by recognized SAS experts, including SAS staff.
- 👉 **Visit a great conference city!** Hilton Head Island is a beautiful resort location with moderate weather year round. For more information see *pages 24-25*.
- 👉 **Enjoy a great conference hotel!** Recently named "One of the Top 500 Hotels in the World" by Travel & Leisure Magazine, "this spectacular oceanfront resort is a Mecca for both sports enthusiasts and those who wish to just relax and rejuvenate." Book your room early to take advantage of the conference rate – rooms are going fast. More information about the hotel and reservations is available on *page 24* of this booklet.
- 👉 **Food!** SESUG provides continental breakfast, and morning and afternoon beverage breaks during the conference. Mixers will be held on Sunday and Monday evenings and lunch will be provided on Tuesday with Vince DeGobbo as the featured speaker.
- 👉 **Enhance your conference experience as a volunteer!** Work at the registration desk or assist as a session coordinator to network with other attendees – plus your badge will be adorned with one of those nifty volunteer ribbons. Refer to *page 23* of this book for more information.
- 👉 **Attend in-depth training!** Low-cost Sunday workshops provide an additional opportunity to enhance your knowledge. Information about the workshops and the distinguished presenters starts on *page 3* of this book.

AND – the number one reason to attend SESUG '07?

- 👉 **Great value!** SESUG provides tremendous value. When you add up the total package of education and networking opportunities, the SESUG 2007 conference is a great buy. Register early to get the best registration rate!

Preliminary Conference Schedule

Sunday, November 4, 2007

- 8:00 am – 12:00 noon Weekend Workshops (extra fee event)
- 1:00 pm – 5:00 pm Weekend Workshops (extra fee event)
- 12:30 pm – 5:30 pm Conference Registration
- 4:30 pm – 5:30 pm Getting the Most Out of *Your* SESUG Conference, with Andy Kuligowski
- 6:30 pm – 7:30 pm Opening Session with Keynote Address by Rick Langston
- 7:30 pm – 10:00 pm Welcome Reception

Monday, November 5, 2007

- 7:00 am – 8:00 am Continental Breakfast
- 7:00 am – 5:00 pm Conference Registration
- 7:30 am – 12:00 noon Hands-On Workshops
- 7:30 am – 12:00 noon Concurrent Academic Sessions
- 9:00 am – 12:00 noon SAS Demo Room
- 12:00 noon – 1:30 pm Lunch on your own
- 12:00 noon – 1:30 pm Student Scholarship Recipient Luncheon
- 1:30 pm – 5:30 pm Concurrent Academic Sessions
- 1:30 pm – 5:45 pm Hands-On Workshops
- 2:00 pm – 7:00 pm SAS Demo Room
- 5:30 pm – 7:00 pm SAS Customer Appreciation Reception and Silent Auction
- 7:00 pm – 10:00 pm Texas Hold 'Em Tournament

Tuesday, November 6, 2007

- 7:00 am – 8:00 am Continental Breakfast
- 7:30 am – 12:00 noon Conference Registration
- 7:30 am – 12:00 noon Concurrent Academic Sessions and Hands-On Workshops
- 9:00 am – 12:00 noon SAS Demo Room
- 12:00 noon – 1:30 pm Closing Session Lunch with Featured Guest, Vince DelGobbo





WEEKEND WORKSHOPS

Section Chairs— [Sandy Donaghy](#), North Carolina State University, Raleigh, NC
[Claudine Lougee](#), Dualenic, LLC, Richmond, VA

Adding one or two weekend workshops to your SESUG conference will enhance your experience by giving you the opportunity to receive in-depth instruction from well-known SAS experts. Workshops are a combination of lecture, demos, and discussion.

Tuition, which includes a copy of the workshop materials and refreshments, is only \$125 per workshop for those registering through Oct. 2. Later registrations will pay the on-site rate of \$150. The discounted lodging rate at the conference hotel is available on Saturday night, if you need to arrive early on Hilton Head Island to attend the workshops.

SESUG and the instructors will hold all workshops with one or more pre-registered attendees unless there is an unexpected event preventing the instructor from attending the conference. On-site registration is available as space permits and on-site registrants might not receive the workshop materials.

The workshops are listed below. Complete descriptions and instructor profiles are available on [pages 4-7](#).

You can register for these workshops when you register for SESUG '07. You may register online, via fax, or through mail-in registration, as discussed on [page 26](#).

Attendees at the workshops who do not register for SESUG '07 are charged an additional \$25 per person administrative fee.

The workshops will start promptly at 8:00 am and 1:00 pm. A continental breakfast will be served at 7:30 am before the morning workshops. Both morning and afternoon workshops will have a refreshment break midway through the workshop. Lunch is on your own.

If a training workshop is cancelled, we will notify you as soon as possible and you will be invited to transfer your registration to another workshop. Alternatively, you may elect to receive a refund for the fee paid for that workshop. If a workshop is cancelled, the sole liability of SESUG and the instructors is a refund of fees paid for the cancelled workshop, and they are NOT liable for special or consequential damages arising from the cancellation.

Weekend Workshops—Sunday, November 4, 2007

Time	Instructor	Subject
8:00 am—12:00 noon	Ian Whitlock, Quentin McMullen	An Introduction to SAS® Macro
8:00 am—12:00 noon	Janet Stuelpner	SAS® 101: The Basics
8:00 am—12:00 noon	Greg Nelson	Intermediate ODS: Formatting ODS Output (Part 1)
1:00 pm—5:00 pm	Peter Eberhardt	Separating the Interface from the Engine: Creating Custom Add-in Tasks for SAS® Enterprise Guide® 4.1
1:00 pm—5:00 pm	Michelle Buchecker	Understanding Why Your Macros Don't Work
1:00 pm—5:00 pm	Greg Nelson	Advanced ODS: Understanding ODS Objects (Part 2)

WEEKEND WORKSHOPS

Understanding Why Your Macros Don't Work

Instructor: Michelle Buchecker, SAS®

Intended Audience and/or Pre-requisite: Assumes some macro knowledge, including macro definitions, %DO loops, and CALL SYMPUT.

Sunday, November 4, 1:00 pm-5:00 pm

This brain-teasing seminar will discuss the behind-the-scenes workings of the macro facility and explain why macro variables you thought would resolve don't; why you need an extra period or four after a macro variable reference; why you care about the difference between %LET and CALL SYMPUT; and what all those extra ampersands mean.

Michelle Buchecker is the Regional Education Director for the SAS® Midwest training centers. She has been an instructor at SAS for over 15 years, and manager for 10 of those years. Her specialties include Base SAS®, Macro, SAS/CONNECT® (including parallel and distributed processing), OLAP, SAS/ACCESS®, report writing, and training techniques. Prior to joining SAS, Michelle was a SAS programmer at IBM reading SMF mainframe data.



Peter Eberhardt is a long time SAS consultant, and his company, Fernwood Consulting Group Inc., is a SAS Alliance Partner. Peter has been an advocate of separating the interface from the engine since he saw the possibilities that SAS made available with the introduction of Integration Technologies in V8.

Separating the Interface from the Engine: Creating Custom Add-in Tasks for SAS® Enterprise Guide® 4.1

Instructor: Peter Eberhardt, Fernwood Consulting Group Inc.

Intended Audience and/or Pre-requisite: Should be familiar with SAS Enterprise Guide and Microsoft C# (or similar language)

Sunday, November 4, 1:00 pm-5:00 pm

In SAS Enterprise Guide 4.1, SAS provides a ton of tasks to tickle travels into the world of data exploration and presentation. However, there are times when our fancy is not tickled just as it should be. Perhaps you need a front end to existing SAS reports, or perhaps you need a dynamic lookup screen. Whatever the need, developing a custom add-in task may be the answer.

This workshop is not about using SAS Enterprise Guide. Rather, this workshop will show you how to

create custom tasks for use in SAS Enterprise Guide and the Add-in for Microsoft Office using Microsoft Visual Studio and C#.NET. It will guide you through the tools you need to get started, and then dive right into the C# programming and the Visual Studio environment. You do not need to know much about how SAS Enterprise Guide or the Add-in for Microsoft Office work, however, you should have at least a rudimentary knowledge of Microsoft Visual Studio and one of the Microsoft languages, preferably C#.

WEEKEND WORKSHOPS



Intermediate ODS: Formatting ODS Output (Part 1)

Advanced ODS: Understanding ODS Objects (Part 2)

Instructor: Greg Nelson, Thotwave Technologies, LLC

Intended Audience/Pre-requisite: SAS® programmers wishing to understand how ODS can be used for more than just outputting standard SAS listing files to HTML, PDF or RTF. It is essential that attendees have experience with a programming language. It is a plus if they have some exposure to object oriented concepts and assumes they have some knowledge of creating HTML, PDF or RTF files with ODS.

*Sunday, November 4; Part 1 8:00am-12:00pm; Part 2, 1:00pm-5:00pm
(Part 1 is a prerequisite for Part 2)*



Greg has recently started his third decade in the SAS eco-system as a programmer, analyst, architect, and teacher. Greg is the President and CEO of ThotWave Technologies where he supports customers in a variety of industries. Prior to ThotWave, Mr. Nelson spent several years in consulting, media and marketing research, database marketing, and large systems support. Mr. Nelson holds a B.A. in Psychology and PhD level work in Social Psychology and Quantitative Methods.

ODS, or the Output Delivery System, was a major milestone in the development of SAS. With ODS, we now have the ability to programmatically control the content, structure and format of how SAS renders content from any procedure and DATA step. Most uses of ODS have centered on its ability to take structured output from SAS – normally thought of as the SAS listing – and redirect it to other formats such as HTML, PDF, and RTF. This course is designed for SAS programmers who want to understand not only the fundamentals, but also expand on ODS' importance, uses, strengths, and learn how to exploit ODS for managing complex content.

Part 1: Formatting ODS Output

In the first part, we will lay the groundwork for ODS by summarizing the ways that ODS can be used to generate output, what options are available as output targets and understand the limitations of each. Next, by building on your existing knowledge of ODS, we will write some practical programs that give us control over appearance and style. We will use our knowledge of PROC REPORT, PROC PRINT

and PROC TABULATE to produce heavily customized reports. In addition to understanding STYLE= syntax and STYLE templates, we will learn about using TABLE templates with procedures and the DATA step. Finally, we will introduce students to the concepts of ODS MARKUP for creating tagsets used in HTML and XML document generation.

This course has been carefully designed with SAS programmers in mind and should provide a framework for further study for those wishing to build production quality programs that manage complicated output generation.

This course is not designed as a hands-on course, but examples will be provided for hands-on experience at home. Special attention will be made to making this a thought-provoking seminar where participants will learn how to start thinking in objects and apply their skills in developing SAS and ODS applications.

Part 2: Understanding ODS Objects

This is the second of a two-part course in ODS for SAS programmers. In this section, participants will apply what they

(Continued on page 6)

WEEKEND WORKSHOPS

(Continued from page 5)

learned about the ODS and stylizing output to developing complex reports using ODS objects. Participants will learn the ODS and how it relates to Object Oriented Programming (OOP) and the Object Model by exploring the ODS objects that are available to us as programmers. We will develop a series of reusable programs that can be used to access metadata and output from procedures to create specifically designed reports that combine text, tables and graphics. By using ODS LAYOUT and ODS GRAPHICS, we will focus on how customized reporting can easily be accomplished. In addition, we will explore output objects that are not normally available as part of the standard SAS listing or output datasets provided for by the PROCs. Finally, we will provide several case studies in taking output that was created in Part I and generate the content so that it is usable in Microsoft Office tools such as Word, Excel, and PowerPoint.

The second part of this course will take many of the examples used in the first part of the course, and we will talk about what customizations can be made using both the LAYOUT features of ODS along with the object model, making this a very powerful tool in our arsenal of SAS tools.

PLEASE NOTE: There are two enrollment options:

Option 1: Enroll in morning section only

Sunday, November 4, 8:00 am – 12:00 pm, Intermediate ODS: Formatting ODS Output: Part 1

Option 2: Enroll in morning and afternoon sections

Sunday, November 4, 8:00 am – 12:00 pm, Intermediate ODS: Formatting ODS Output: Part 1

***Sunday, November 4, 1:00 pm – 5:00 pm, Advanced ODS: Understanding ODS Objects: Part 2**

*Since Part 2 builds directly on Part 1, you may not register for Part 2 only.



Janet Stuelpner provides programming support in the areas of clinical trials, outcomes research and the financial industry. She also has provided both individual and group technical training when needed at the client sites. Janet has several degrees in the sciences. She has been a SAS user for over 25 years on many different platforms using many different data sources. Originally a systems programmer, she has now turned her focus to applications programming and teaching. She has been a presenter at users groups at all levels.

SAS® 101: The Basics

Instructor: Janet Stuelpner, Pitney Bowes Inc.

Intended Audience/Pre-requisite: Beginning SAS user

Sunday, November 4, 8:00 am- 12:00 noon

SAS is a powerful and versatile application, providing the user with an integrated set of tools for data gathering, data management, data manipulation, data analysis and reporting. Mastering SAS takes time, but getting started with SAS is easy. SAS 101 will help to define clear and concise explanations of basic SAS concepts. You will see the most commonly used features, plus a whole lot more.

The focus of this course is Base SAS® and the great number of things that you can do with it. We will cover things such as:

- ♦ Gathering data from a multitude of data sources, including the use of the import and export wizard
- ♦ Data manipulation with the DATA step and procedures such as SORT, MEANS, FREQ
- ♦ Reporting procedures including REPORT, TABULATE and PRINT
- ♦ Enhancing your output using the Output Delivery System
- ♦ Writing flexible code with macros



WEEKEND WORKSHOPS



Dr. Ian Whitlock has been programming largely in SAS since 1981. His main interest is in computer languages, particularly SAS, and how the language affects the programming process. He has participated since 1986 in many international, regional, and local SAS user group meetings. He is also active on SAS-L with some insightful answers to perplexed SAS programmers.



Quentin McMullen has been programming in SAS for more than 5 years. When not programming, he enjoys thinking about the challenges involved in incorporating a group of SAS programmers into a research team. He also enjoys playing with his dog.

An Introduction to SAS® Macro

Instructors: Ian Whitlock, Retired
Quentin McMullen, Brown University

Intended Audience/Pre-requisite: Assumes knowledge of Base SAS – DATA step and standard procedures, but little or no macro background.

Sunday, November 4, 8:00 am – 12:00 noon

The course assumes that the student is familiar with the language of Base SAS (elementary DATA steps, PROC PRINT, etc.) and how to operate interactively with the display manager, but it does not assume any knowledge of macro.

The concept of a macro as a parameterized unit of SAS code is introduced first. Then various features (decisions, variables, looping, simple macro quoting, etc.) are added as the

requirements of the problem change. The goal is to present the basic tools of the language illustrated with some generally useful code and to present the style of thinking that can create good macro systems.

Once the material is absorbed, the student should be able write and use macros to solve fairly significant problems commensurate with his knowledge of SAS.

Care to come build a sand castle? This work of art is in the lobby of the Hilton Head Marriott Beach and Golf Resort—and **yes**, it is a real sand castle!





SAS® training from the people who know it best.

Visit the Education booth in the demo area to learn more about our solutions, services and programs!

Learn SAS® from the most experienced and responsive training organization in the field

- » Discover the courses you need to attain your business success.
- » Learn more about our different training options available to you.
- » Experience interactive training with FREE access to our award-winning Self-Paced e-Learning.

support.sas.com/training/us

Learn how to set yourself apart from the competition with the SAS® Global Certification Program

- » Discuss which SAS certification path is best for you.
- » Learn the many benefits afforded to SAS Certified Professionals.
- » Receive a 20% off coupon good for most certification exams.

support.sas.com/certification

**THE
POWER
TO KNOW.**



SAS and all other SAS Institute Inc. product or service names are registered trademarks or trademarks of SAS Institute Inc. in the USA and other countries. ® indicates USA registration. Other brand and product names are trademarks of their respective companies. Copyright © 2007 SAS Institute Inc., Cary, NC, USA. All rights reserved. SASNET 0607

Opening Session & Keynote Address


Sunday, November 4, 6:30-7:30pm

You won't want to miss this year's **Opening Session & Keynote Address** on Sunday evening! Rick Langston is pleased to be returning as the keynote presenter for SESUG. He will be speaking about the upcoming Version 9 release and what will be in store for Base SAS® users. He will cover new features in areas such as the DATA step, macro, and ODS, but in an entertaining and informative style that will get SESUG attendees in a great mood for the rest of the conference.

Rick is the manager of the Core Systems Department within the Platform R&D Division at SAS Institute. Rick's responsibilities include PROC FORMAT, format processing, date/time processing, licensing software, SAS/TOOLKIT® software, and managing the staff for supporting various core-level subsystems in the Base product.

He has delivered keynotes on various aspects of SAS for many regional and local SAS user group conferences in the past 13 years. He first spoke at SESUG in Charleston in 1994.

Rick has been a SAS user for 30 years, 27 of which have been with SAS Institute.



RICK LANGSTON
Manager, Core Systems
Department, Platform
R&D, SAS Institute

Sponsorship Opportunities

Would you like to meet with the many technical professionals that attend the SESUG conferences? Would you like to advertise your products or services in the SESUG program? Would you like to increase your visibility by posting your logo on the SESUG website? If so, the SESUG Sponsor Program is designed for you.

-View the program details at
<http://www.sesug.org/SESUG2007/Sponsorship.htm>

- Contact our Sponsor Coordinator, Peter Eberhardt, at
SponsorInfo@sesug.org

We look forward to working with you.



Keynote Luncheon Speaker: Vincent DelGobbo

“B.I.”? Does That Stand for Bodily Injury??

Tuesday, November 6, 12:00 noon

You have probably heard the term “B.I.” being used a lot.

Curious? Confused? Terrified? Don't be scared...

Vince will provide a light-hearted overview of the world of SAS® 9 Business Intelligence, from the perspective of a long-time SAS user. Come enjoy Vince's talk over lunch, as we close the books on SESUG 2007!

Vince DelGobbo is a Senior Systems Developer in the Web Tools group at SAS. This group is responsible for developing the SAS/IntrNet® Application Dispatcher and SAS Stored Processes. He is the developer for the HTML Formatting Tools and the SAS Design-Time Controls, and is developing other new Web- and server-based technologies, as well as integrating SAS output with Microsoft Office. He is also involved in the development of the ExcelXP ODS tagset. Vince has been a SAS Software user since 1982, and joined SAS in 1992.



Happy, educated (but exhausted) patrons of SESUG 2006 at our keynote luncheon.

2006 Keynote speaker David Baggett, assisted by SAS Global Forum 2007 chair Robert Fecht.



Featured Speaker: Andy Kuligowski

Getting the Most out of Your SESUG Conference

Sunday, November 4, 4:30 pm

You registered for SESUG, you paid your registration fee... now what? Well, after 40+ SAS® conferences, I think I have some idea on how to maximize my investment in time and money when I attend an event. This one-hour workshop will reveal my technique for "Getting the Most out of MY SESUG". I'll be mixing a few PowerPoint slides with some audience interaction with a game or two (prizes WILL be awarded!). My goal is to help you maximize YOUR investment in the conference. Join me on Sunday afternoon!



Andrew T. Kuligowski has been a SAS user for over 20 years, with experience in the petrochemical and media research industries as well as in the public and non-profit sectors. He's chaired two SAS conferences in the past 10 years, and estimates that he has been an Invited speaker at over 40 SAS user group conferences and meetings. As such, Andrew figures that, by now, he's picked up a few tips on how to make the best – and worst – out of attending a conference.



Presentations and Planning Team

Applications Development

[Ronald J. Fehd](#), Centers for Disease Control, Atlanta, GA

[Denise Kruse](#), SunTrust Bank, Atlanta, GA

SAS and you: happily ever after. Do you remember the first moment when you realized just how much SAS could do for your applications? Learn about other SAS-based solutions that might improve a business process for you. Application development with SAS involves a number of topics including: Web-enabled, object-oriented, modular, multi-platform, multi-processor, multi-user, interface, integration, and performance. In this section, you will learn creative ways to use SAS to solve business problems.

Coders' Corner

[Andy Kuligowski](#), The Nielsen Company, Oldsmar, FL

[Robert Matthews](#), University of Alabama at Birmingham, Birmingham, AL

Discover nifty ways to solve problems from researchers and practitioners in a wide array of analytical disciplines. Or learn neat new approaches that improve upon existing solutions. Coders' Corner features short papers and quick presentations from any area of SAS. Coding solutions and presentations provide quick glimpses of solutions to problems you might have encountered.

Data Mining

[Patricia Cerrito](#), University of Louisville, Louisville, KY

The Data Mining section will focus on the exploration of data using the process of data mining. In data mining, large databases are examined for relationships and patterns. Hypotheses can be generated using data mining techniques; they do not have to be

preplanned. Most data mining activities require cleansing and preprocessing of the data using Base SAS and PROC SQL. While SAS® Enterprise Miner is specifically designed for data mining, Base SAS, SAS/STAT®, SAS/QC®, and SAS/ETS® may also be demonstrated.

Data Presentation

[Gary Schlegelmilch](#), US Citizenship & Immigration Services, Washington, DC

[Stephanie Thompson](#), University of Memphis, Memphis, TN

It's well known that the key to turning data into information is via presentation. Data Presentation at SESUG 2007 will help users present their data well - whether electronically or in print. The papers provide innovations, ideas, thoughts, and proven techniques to present data well. Discover details about the SAS Output Delivery System (ODS); innovative uses of SAS® Enterprise Guide and SAS® Enterprise BI Server; SAS/GRAPH®, PROC TABULATE, REPORT, and MEANS; and techniques for effective delivery of data to the Microsoft Office Suite (PowerPoint, Word, Excel). Learn new ways to display, report, or present your data and time-tested, reliable techniques.

Hands-On Workshops

[Bob Bolen](#), Southern Company, Atlanta, GA

[Dianne Rhodes](#), BAE Systems IT, Washington, DC

Hands-On Workshops provide unique opportunities to learn SAS programming in front of a real computer. Subject matter ranges from basic ideas to advanced techniques. Twenty-five computers are available in a classroom

(Continued on page 12)

Presentations and Planning Team

(Continued from page 11)

environment, with up to two students per PC. Each seventy-five minute workshop is led by an experienced member of the SAS user community or by SAS staff, chosen based upon their knowledge and experience at conducting hands-on type workshops/courses.

Intro to SAS

[Frank Dilorio](#), CodeCrafters, Inc., Chapel Hill, NC

[Steve Noga](#), Rho, Inc., Chapel Hill, NC

This year's Intro to SAS section is based on the belief that it's helpful to see the SAS "forest" in general and essential to know some of its "trees" in detail. This section will have papers that present an overview of the different components of the SAS software, discuss programming basics of the components that are key to new programmers learning the SAS system, and discuss the DATA step or essential procedures to make a new programmer's entry into the world of SAS programming both enjoyable and productive. The papers in the Intro to SAS section were written with the true SAS "newbie" in mind. Of course, those programmers with a modest amount of SAS programming under their belts who would like to refresh their fountain of knowledge will also see the benefit of these papers. See the Tutorials section for intermediate and advanced tutorials.

Posters

[Venita DePuy Bowden](#), INC Research, Raleigh, NC

[Joe Kelley](#), University of Georgia, Athens, GA

Learn various SAS techniques in a quiet, self-paced environment through posters and talk to the authors in a relaxed one-on-one setting. The "meet the presenters" (a one-hour time slot when all poster presenters are present to discuss their posters) is a comfortable, typically one-on-one discussion with interested attendees. The required paper section, in addition to the visual presentation, makes this a good place to display some technical insights or graphical skills that might be difficult to convey elsewhere.

Serendipity

[Barbara Okerson](#), Health Management Corporation, Richmond, VA

[Ian Whitlock](#), Retired, Kennett Square, PA

Serendipity is defined as an aptitude for making desirable discoveries by accident. The serendipity section covers a wide variety of topics with something for everyone. While there is a bias toward programming and code, the only real guarantee is good SAS.

Statistics and Data Analysis

[Maribeth Johnson](#), Medical College of Georgia, Augusta, GA

[William McCarthy](#), Maryland Medical Research Institute, Baltimore, MD

The Statistics and Data Analysis section features statisticians, epidemiologists, analysts, and data crunchers in a forum to showcase their statistical knowledge. Our goal is to help advance, educate, and shape the application of statistical methods with the use of SAS software. We feature tutorials on the use of some of the many SAS statistical procedures, case studies on interesting uses of a well-known

(Continued on page 13)

Presentations and Planning Team

(Continued from page 12)

procedures, and cutting edge statistical implementations using SAS software. Of special interest this year are papers that describe the application of recent developments in statistical methods for data analysis, modeling, and forecasting. Researchers and practitioners from a wide range of analytical disciplines will illustrate the uses of standard statistical methods in creative ways and demonstrate an innovation to statistical models available in SAS/STAT, SAS/Genetics, SAS/ETS, and SAS/QC.

Tutorials

[Ilene Brill](#), University Of Alabama at Birmingham, Birmingham, AL
[Peter Eberhardt](#), Fernwood Consulting Group Inc., Toronto, ON, Canada

Remember "Show and Tell" way back at school, when kids had really neat stuff to show. Well, that is what the Tutorials section is all about - showing how to make really neat stuff work. Beyond just showing how things work, a tutorial will explain why things work. The Tutorials section covers intermediate to advanced topics. See the Intro to SAS® section for beginner topics.

SESUG Proceedings are now on the web!



Take a look at the papers from our past conferences at:

<http://analytics.ncsu.edu/library/cwis/index.php>



Save 20% on all SAS® Publishing products while at the conference!

Visit the SAS® Publishing Booth to learn more about...



New Books and New Upcoming Titles

SAS® Press – Expert tips and tools for SAS professionals

SAS® Documentation – Convenient access via the Web, help, or hard copy

SAS® Learning Edition – Innovative and comprehensive learning version of SAS®

SAS Publishing can help you enhance your SAS experience with a wide range of resources, from publications to software to training. Stop by the booth, place your order and receive a **20% discount** on your purchase. SAS staff will be on hand to answer any questions and to assist you with your order.

Enjoy the Conference!

SAS and all other SAS Institute Inc. product and service names are registered trademarks or trademarks of SAS Institute Inc. in the USA and other countries. ® Indicates a USA registration. * Certain restrictions apply. Please note that this offer does not apply to SAS Institute specialty items, SelectText, or the video-based training courses. No other discounts apply. 427761US_0107

SESUG '07 Presentations at a Glance

Below is a sneak preview of the lineup. The complete list of presentations and authors will be available at www.sesug.org.

Applications Development

- | | |
|--|----------------|
| Two Portals, One Sign-On: Gateway to University Reporting | - Ali Yorkos |
| %XMLPORT: An XML Substitute for SAS® PROC CPORT/CIMPORT (almost) | - Andy Barnett |
| An Archiving Application Built with SAS/AF® | - John Bentley |

Coders' Corner

- | | |
|--|-------------------|
| SAS® XML Mapper to the Rescue | - Carol Martell |
| PC Tips for Mainframers | - Claudine Lougee |
| Using PRX to Search and Replace Patterns in Text Files | - Wenyu Hu |

Data Presentation

- | | |
|--|--------------------|
| Developing a Dashboard to Aid in Effective Project Management | - M. Paige Borden |
| Visual Representation of Longitudinal Change in Cluster Analysis | - Robert Bauserman |

Hands-On Workshops

- | | |
|---|-------------------|
| List Processing Basics: Creating and Using Lists of Macro Variables | - Ronald Fehd |
| Dynamic Projects in SAS® Enterprise Guide® : How to Create and Use Parameters | - Susan Slaughter |
| How to Read, Write, & Manipulate SAS® Dates | - Jenine Milum |

Intro to SAS

- | | |
|--|-------------------|
| Formats, Informats, and How to Program with Them | - Ian Whitlock |
| Set, Match, Merge... Don't You Love SAS® | - Peter Eberhardt |

Serendipity

- | | |
|---|----------------------|
| The SAS® Community: How To Be a Part of It! | - Gary Schlegelmilch |
| Creating Data-Driven Data Set Names in a Single Pass Using Hash Objects | - Jack Hamilton |
| The DoW-Loop Unrolled | - Paul Dorfman |

Statistics and Data Analysis

- | | |
|--|-----------------|
| PROC MIXED: Underlying Ideas with Examples | - David Dickey |
| Information Criteria Methods in SAS® for Multiple Linear Regression Models | - Dennis Beal |
| Estimating the False Discovery Rate using SAS® and JMP® | - Jason Osborne |

Tutorials

- | | |
|--|--------------------|
| Introduction to SAS® 9 Business Intelligence Tutorial | - Greg Nelson |
| Delivering Multi-sheet Excel Reports from a Parameterized Stored Process | - Harry Droogendyk |
| Efficiency: How Your Data Structure can Help or Hurt!!! | - Toby Dunn |

SAS Presents



Tutorials

User Written DATA Step Functions—Robert Ray
Adapting your SAS® Programs into the SAS® 9 Paradigm—Pending Presenter

Serendipity

When PROC REPORT and TAGSETS Collide—Eric Gebhart

Data Presentation

Getting Started with PROC DOCUMENT and ODS—David Kelley

Data Mining

Making Web Results Relevant with SAS® —Jake Bartlett

Statistics and Data Analysis:

New SAS® Statistical Software: Just Over the Horizon—Tonya Balan

Structural Equation Modeling Using the CALIS Procedure—Yiu-Fai Yung

Hands-On Workshops

Creating Multi-Sheet Excel Workbooks the Easy Way with SAS® — Vince DelGobbo

Weekend Workshops

Understanding Why Your Macros Don't Work—Michelle Buchecker



Back for 2007—

FREE! One-Hour SAS® e-Learning Sessions!

Set aside an hour at the conference to take a course from our SAS Self-Paced e-Learning website free of charge!

See what the interactive e-Learning is like while you are learning a topic that interests you. Areas to choose from include

- SAS programming (over 100 hours of training ranging from basic concepts to PROC SQL and Macros)
- SAS Certification (courses designed to prepare you for the base and advanced SAS Programming Certification®)

- Business Intelligence (courses in SAS Web Report Studio®, SAS Add-In for Microsoft Office, SAS Enterprise Guide®, SAS OLAP Viewers, Information Map Studio)
- Data Integration (Using SAS Data Integration Studio®)

















You can preview the e-Learning curriculum prior to the conference at

<http://support.sas.com/selfpaced>

Sign up at the SAS Publications Booth for a one-hour time slot that fits your schedule.



Fifteen Years of Success

 <p>TradeWinds St. Petersburg Beach, FL Tamara Fischell Timely Technical Solutions</p> <p>S. David Riba JADE Tech, Inc.</p>	 <p>Charleston Omni Charleston, SC Frank DiIorio ASG, Inc.</p> <p>Deborah Hoppe John Alden Life Ins. Co.</p>
 <p>North Raleigh Hilton Raleigh, NC Melissa Garreans John Alden Life Ins. Co.</p> <p>Andrew Parks SAS Institute</p>	 <p>Swissotel Atlanta, GA Frank DiIorio ASG, Inc.</p> <p>Grace Lossman Merck</p>
 <p>Omni Jacksonville Hotel Jacksonville, FL Dan Bruns Tennessee Valley Authority</p> <p>Andrew T. Kuligowski Nielsen Media Research</p>	 <p>Norfolk Sheraton Norfolk, VA Randy Finch Tennessee Valley Authority</p> <p>F. Joseph Kelley University of Georgia</p>
 <p>Adams Mark Mobile, AL George Matthews University of Georgia</p> <p>Greg Nelson ThatWave Technologies, LLC</p>	 <p>Adams Mark Charlotte, NC Phil d'Almada EDS</p> <p>Maribeth Johnson Medical College of Georgia</p>
 <p>Intercontinental New Orleans, LA Debbie Buck D. B. & P. Assoc.</p> <p>S. David Riba JADE Tech, Inc.</p>	 <p>Savannah Grand Hyatt Savannah, GA David Maddox Bellsouth</p> <p>Heidi Markovitz Simply Systems</p>
 <p>TradeWinds Island Grand Resort St. Pete Beach, FL Steve Noga Rho, Inc.</p> <p>Gary Schlegelmilch US Bureau of the Census</p>	 <p>Loews Vanderbilt Nashville, TN Imelda "Mel" Go South Carolina Dept of Education</p> <p>Neil Howard i3 STATPROBE</p>
 <p>Renaissance Portsmouth Hotel & Waterfront Conference Center Portsmouth, VA</p> <p>Presented by the SESUG EC</p>	 <p>Sheraton Atlanta, Atlanta, GA Marje Fecht, Prowerk Consulting LLC Debbie Skinner, Assurant</p>
  <p>November 4-6, 2007 Hilton Head, South Carolina</p>	



Networking Opportunities

Meeting your fellow attendees is an important part of the conference that cannot be obtained from reading the proceedings. Informal conversations often lead to a solution to a problem you have, an idea for an alternative method, or discovering additional SAS functionality.

Many attendees want to exchange contact information to keep in touch after the conference. To assist in making and retaining new professional contacts, SESUG will provide you with business cards, which you can exchange with your fellow attendees.

The Sunday Mixer, immediately after the Opening Session, is an excellent opportunity to network. Refreshments will be served.

Monday and Tuesday mornings start off with a continental breakfast. Come early and enjoy a morning chat over coffee. Tables will be available throughout the day.



Monday lunch is on-your-own. Take advantage of the opportunity to network with fellow attendees by going out for lunch at one of the many wonderful restaurants in the area.

Monday evening, SAS will be sponsoring a mixer in the demo room with a chance to meet with SAS staff and SESUG attendees. Be sure to attend and enjoy some great food and drinks. See **page 18** for more details!



Tuesday, the conference will close with a lunch featuring Vince DelGobbo, and a sneak preview of SESUG '08 in St. Pete Beach. It's a good chance to enjoy a meal and bid farewell. More details on **page 10**.



Visit the SAS Demo Room!

Exhibit and Demo Room

The SAS Demo room will be open all day on Monday, and Tuesday morning. Stop by the demonstration stations to meet SAS developers, see demonstrations, and ask questions about SAS software. Talk with representatives from SAS service areas such as Publications, SAS Education and Certification, Technical Support, Users Group Support, and others.



SAS User Appreciation Reception

Join us Monday evening in the SAS Demo Room where you can mingle with other SESUG attendees and SAS staff while enjoying food, drink, and a great opportunity to network. This reception is provided by SAS as their way to thank you, their valuable customers.

SAS Publications

Browse through SAS documentation at the Publications booth and receive a 20% discount (certain restrictions apply). There are always a few surprises in the demo room; please come by and enjoy!

Sponsors

The demo room is also where you will be able to meet with our conference sponsors, and learn about their products and services.





A Part of SESUG Learning—

SESUG Student Scholarship Program

Following the very successful Scholarship Program at SESUG 2006 in Atlanta, the SouthEast SAS® Users Group encouraged students who use SAS in their academic studies to apply for the 2007 Scholarship Program. The response was overwhelming with 24 applications representing 9 universities in the southeast.

This year, the scholarships include waived conference registration, a hotel subsidy, and a special academic reception. Thanks to the support of SAS, we are pleased to announce that we have awarded scholarships to 14

students, representing 9 colleges and universities including: Clemson University, Florida International University, George Washington University, Georgia Southern University, University of Louisville, North Carolina A&T State University, North Carolina State University, University of North Carolina at Wilmington, and Vanderbilt University.

Many of these students will be presenting papers at the conference. The conference program will highlight these student presentations, and we encourage you to attend and welcome these SAS users.

Charitable Events: Silent Auction and a Poker Tournament!



SESUG is planning two Charitable Events this year: a *Silent Auction* and a *Texas Hold 'Em Tournament*. All proceeds from both events go to the DonorsChoose (www.donorschoose.org).

According to their website, this is how it works: "DonorsChoose is a simple way to provide students in need with resources that our public schools often lack. At this not-for-profit website, teachers submit project proposals for materials or experiences their students need to learn. These ideas become classroom reality when concerned individuals, whom we call Citizen Philanthropists, choose projects to fund."

Silent Auction

Are you an artist, a craftsman, or a collector? Do you own or work for a business that gives away promotional items? Do you have items that you no longer want to keep but others would enjoy? If so, listen to this! SESUG is continuing its traditional Silent Auction and we need you to help us make this the most successful Silent Auction ever! Bring a piece of pottery, a picture, a piece of jewelry, or any small treasure with you to SESUG for our Silent Auction. If you prefer, items may be shipped to us

in advance. We will indicate on the Silent Auction forms that you are the donor unless you ask to be anonymous. Whenever possible and for planning purposes, please also notify the Charitable Events Coordinator of your intended donations.

We will hold the Silent Auction during the Sunday and Monday mixers and winners will be announced at the end of the Monday night mixer. Join in the fun – bring your donated items and bid often!

Texas Hold 'Em Tournament

SESUG is planning a new fund raiser and it will be a lot of fun! After the Monday night mixer, SESUG will host a Texas Hold 'Em Tournament. The fee to play will be \$15 per person and 100% of the profit will go to the DonorsChoose. Sign up for this event at the Registration Desk or the Silent Auction on Sunday and Monday nights. No money will change hands at the tournament. Prizes will be awarded to the top three players!

For more information, or to volunteer to help, contact our Charitable Events Coordinator: Imelda Go IGo@ed.sc.gov, or Operations Chair: Joy Smith OperationChair2007@sesug.org.

Conference Operations Team

Audio/Visual	Carol Martell, UNC-CH Highway Safety Research Center, Chapel Hill, NC Erik S. Larsen, Independent Consultant, Charleston, SC
Charitable Events	Imelda Go, South Carolina Dept of Education, Columbia, SC
Email blasts	George Matthews, University of Georgia, Athens, GA
Graphic Artist	Kimberly Riddell, SAS® Institute, Cary, NC
Newsletter Editor	Gary Schlegelmilch, US Citizenship & Immigration Services, Washington, DC
Proceedings Editor	Maribeth Johnson, Medical College of Georgia, Augusta, GA
Publications	Gary Schlegelmilch, US Citizenship & Immigration Services, Washington DC Frank DiIorio, CodeCrafters, Inc., Chapel Hill, NC
Publications Review	Venita DePuy Bowden, INC Research, Inc., Raleigh, NC Sandy Donaghy, North Carolina State University, Raleigh, NC Debbie Buck, D. B. & P. Associates, Houston, TX
Registration Book Editor	Gary Schlegelmilch, US Citizenship & Immigration Services, Washington, DC
Registration	Jennifer Waller, Medical College of Georgia, Augusta, GA Rupinder Dhillon, Dhillon Consulting Inc., Toronto, ON, Canada
SAS Liaison	Andy Littleton, SAS Institute, Cary, NC Michael Smith, SAS Institute, Cary, NC
Student Scholarships	Marje Fecht, Prowerk Consulting LLC, Cape Coral, FL Elizabeth Ceranowski, SAS Institute, Cary, NC
Signs	Darrell Rainey, University of Georgia, Athens, GA Janet Stuelpner, Pitney Bowes, Stamford, CT
Sponsorships	Peter Eberhardt, Fernwood Consulting Group Inc., Toronto, ON, Canada Imelda Go, South Carolina Dept of Education, Columbia, SC David Maddox, Regions Financial Corporation, Birmingham, GA George Matthews, University of Georgia, Athens, GA
Volunteer Coordinator	Jennifer Waller, Medical College of Georgia, Augusta, GA Rupinder Dhillon, Dhillon Consulting Inc. Toronto, ON, Canada
Webmaster	Mimi Lou, Medical College of Georgia, Augusta, GA

SESUG Executive Council

Deborah Buck	D. B. & P. Associates, Houston, TX
Peter Eberhardt (2008 Co-Chair)	Fernwood Consulting Group Inc., Toronto, ON, Canada
Marje Fecht (Vice-President)	Prowerk Consulting LLC, Cape Coral, FL
Imelda Go	South Carolina Dept of Education, Columbia, SC
Ed Heaton (2007 Co-Chair)	Westat, Rockville, MD
Maribeth Johnson (President)	Medical College of Georgia, Augusta, GA
Joe Kelley	University of Georgia, Athens, GA
David Maddox	Regions Financial Corporation, Birmingham, AL
George Matthews	University of Georgia, Athens, GA
Gary Schlegelmilch	US Citizenship & Immigration Services, Washington, DC
Deborah Skinner (Treasurer)	Assurant Health, Cary, NC
Joy Smith (2007 Co-Chair)	North Carolina State University, Raleigh, NC
Jennifer Waller (2008 Co-Chair and Secretary)	Medical College of Georgia, Augusta, GA



SESUG Policies & Procedures

The annual SouthEast SAS® Users Group (SESUG), Inc., Conference is primarily an educational gathering for the benefit of its attendees. SESUG recognizes that the majority of attendees are present as representatives of their employers for this purpose. Accordingly, SESUG does not condone, endorse, or encourage activities that may conflict with the educational nature of the conference. All attendees and sponsors are expected to abide by the Policies and Procedures set forth in this document.

Paper Content: Users are urged to present papers describing real-world applications using SAS software. SESUG also accepts a limited number of theoretical and general overview papers. Acceptance of all presentations is at the discretion of the Conference Co-Chairs. Oral presentations and written papers describing products or services of a commercial nature may only be presented at the conference if they describe how the product relates to the use of SAS Institute software; and they do NOT include price lists, support commitments, or other material of a promotional or sales nature.

Right of Withdrawal: The SESUG Executive Council and the Conference Co-Chairs reserve the right to determine if any activity is in violation of these guidelines. They may, at their option, direct the withdrawal of a presentation or demonstration or the dismissal of a SESUG attendee from the conference.

Marketing and Recruiting: Any person or entity wishing to market their products or services or whose presence is primarily to recruit attendees at the annual SESUG conference must register as a sponsor. Registered sponsors are expected to conduct themselves with professionalism. The SESUG Executive Council reserves the right to refuse any or all sponsor registrations. In addition to, or in lieu of, a physical presence at the annual SESUG conference, sponsors may choose to have a virtual presence through means of advertising. Advertising opportunities are delineated below and do not require separate registration of the sponsor.

The Conference Program may include printed sponsor advertisements. All advertising is accepted at the discretion of the SESUG Conference Co-Chairs. A fee may be assessed. Sales literature and promotional items may only be distributed to conference attendees in an approved manner. Items for distribution must be submitted to a designee of the Conference Co-Chairs and are subject to approval of form and content. A fee may be assessed.



Sponsors may be recognized publicly at the discretion of the Conference Co-Chairs. Distribution of sales literature and other promotional items will be limited to the above procedures. The Conference Co-Chairs will issue specific requirements (e.g., content, deadlines, and costs) for these sponsor promotional opportunities.

SESUG does not condone, endorse, or encourage unauthorized hospitality suites or other similar unauthorized activities. In the event of any questions of interpretation, the decision of the Conference Co-Chairs will apply. Non-registered sponsors may not engage in any direct marketing or sales effort at the conference.

Getting to Hilton Head Island...

Getting to beautiful Hilton Head Island is almost as much of a pleasure as staying there!

Located at the southernmost tip of South Carolina, the Hilton Head Island area is about 20 minutes driving time from I-95, via Exit 8. Once you've arrived, be sure to visit the island Welcome Center for more visitor information.


Airline Service

Two airports service the Hilton Head Island area: Hilton Head Island Airport, located approximately 5 miles (8 km) from all Island resorts, and Savannah/Hilton Head Island International Airport, located approximately 45 miles (72 km) south of the Island.



Train Service

Amtrak service is available on the Silver Service/ Palmetto line, via Savannah, Georgia, which is located 45 minutes from Hilton Head Island, or via Yemassee, South Carolina, which is located approximately an hour from Hilton Head Island. Visit www.amtrak.com for schedule information.



Vehicle Rentals & Transportation Services

Several vehicle rental companies service Hilton Head Island, with locations at the Hilton Head Island Airport and the Savannah/Hilton Head Island International Airports.

Taxi & Shuttle Links

Should you require shuttle service from the Savannah Airport or Hilton Head Island Airport, you can make reservations through www.lowcountryadventures.com or by calling 800-845-5582. Reservations should be made at least 24 hours prior to arrival. You will need to identify yourself as a

SESUG attendee and use PIN # 35535 to receive the preferred group rate of \$58.00 per person/round trip from the Savannah International Airport or \$22.00 per person/round trip from the Hilton Head Island Regional Airport. Reservations are a must to guarantee a seat and to receive the discounted rate. Please have a credit card and all of your flight information available when making your reservation.

Upon arrival in Savannah, check-in at the Gray Line Airport Express transportation booth located in the North Baggage Claim area.

Driving to the Hilton Head Marriott



From I-95

From either direction of I-95, take Exit 8 (Hilton Head Island, South Carolina), which leads you onto Hwy. 278 East to Hilton Head Island. There are gas stations at that exit.

Once on Highway 278, it is 18 miles to the long bridge over to Hilton Head Island.

After crossing the bridge, stay to the right and take Business 278 – William Hilton Parkway for 7½ miles. Turn left at the light (watch for the sign above!) into Palmetto Dunes. Continue for one mile along Queens Folly Road.

You will come to a traffic circle, where straight ahead you will see a guard gate.

Bear to the left, part way around the traffic



circle, to a stop sign, and then go straight, over a tiny bridge, into the entrance to the Hilton Head Marriott Beach and Golf Resort (there is a large sign at the Circle).

Continue straight to the front door for valet garage parking, or turn into our complimentary parking lot.

From Savannah Airport

Exit airport and follow signs for I-95 North. Follow directions above from I-95.

From Hilton Head Island Airport

Exit left from airport. At light make left onto Highway 278. Turn left into Palmetto Dunes and continue straight to resort.

Self-parking is FREE at the Marriott!



SESUG '07 Volunteer Opportunities

SESUG 2007 needs your help and helping is easy!

SESUG is an all-volunteer organization and we need people like you to help with a variety of tasks during the conference.

Session Coordinators assist the academic section chairs with lighting, speaker introductions, time keeping, attendance tracking and general equipment needs. Pick your favorite academic section and enjoy the presentations while being a volunteer. Session Coordinators are scheduled for morning or afternoon sessions of presentations – usually 3-4 hours.

Registration/Information Desk Coordinators help the registrars and conference attendees before and during the conference. The registration area is centrally located and you can help with setting up registration, or handing out conference materials and answering conference attendees questions. Registration coordinators normally work 2 hours.

Do you have any questions? Are you ready to volunteer? Contact our Volunteer Coordinators, Rupinder Dhillon (by e-mail rkdhillon@rogers.com or by phone 416-220-9191) or Jennifer Waller (by e-mail jwaller@mcg.edu or by phone 706-721-0814). If calling, please try to call during business hours. Include your e-mail address, phone number, and in what capacity you would like to volunteer. You can also indicate you are willing to volunteer when you register for the conference.

Our Host Hotel:

The Hilton Head Marriott Beach & Golf Resort



SESUG '07 will be held at the beautiful ocean-front Hilton Head Marriott Beach & Golf Resort. This resort is located on Hilton Head Island, South Carolina. It is a non-smoking facility with 512 guestrooms and offers the most ocean front rooms on the island -- all with private outdoor terraces.



Special Conference Rates

The hotel has a block of rooms reserved for SESUG '07 attendees for \$150 per night plus 11% tax. There is no government rate available.

These special rates are available for Tuesday October 30 through Thursday Nov 8, (checkout 11/9) 2007. These room rates will be honored until October 2, 2007 or until the room block is full. Register early to get the reduced rates.

Two ways to register at the hotel

To make reservations by phone, call 1-888-511-5086 in the USA and Canada or use the quick link at www.sesug.org.

Signature golf courses and award winning tennis facilities are located within steps of the Resort. There is free self parking available at the hotel.

For a set daily rate of 9.95 USD plus tax, you will get, in your guest room:

1. High-speed Internet access
2. Unlimited local phone calls
3. Unlimited long distance calls (within the US).





Hilton Head Island, the Low Country & Savannah

101 THINGS TO DO – Come Early and Stay Late!

For more information on items below, visit http://101things.com/mags/view_mag.php?ID=19, or stop at the visitor center on your way into town and pick up your own copy of the booklet that lists 101 things to do in the area.

- 1) Learn about Wildlife
 - 2) Encounter Alligators
 - 3) Walk on the Wild Side
 - 4) Take a Guided Eco-Tour
 - 5) Go Bird Watching
 - 6) Explore a Wildlife Refuge
 - 7) Watch a Sunset
 - 8) Rent a Bike and Explore the Island
 - 9) Take a Trolley Tour
 - 10) Tour Untamed Pickney Island
 - 11) See an Eco-Preserve or Ocean Beach by Horseback
 - 12) Leave Footprints in the Sand
 - 13) Check out Harbour Town
 - 14) Check out Sunny South Beach
 - 15) Check out Coligny Circle
 - 16) Check out Palmetto Bay Marina
 - 17) Check out Shelter Cove
 - 18) Visit the Coastal Discovery Museum
 - 19) Go Kayaking
 - 20) Boogie at the Beach
 - 21) Discover the Dolphins
 - 22) Cruise on a Catamaran
 - 23) Take a Boat to Daufuskie Island or Savannah
 - 24) Sail on an America's Cup Boat
 - 25) Go Waterskiing, Wakeboarding, & Tubing
 - 26) Take a Sunset Dinner Cruise
 - 27) Get Wet and Wild
 - 28) Rent a Boat and Be Your own Captain
 - 29) Take a Sailing Cruise
 - 30) Go Fly Fishing
 - 31) Go Charter Fishing
 - 32) Go Fresh Water Fishing
 - 33) Go Crabbing
 - 34) Trawl for Shrimp
 - 35) Hit the Surf
 - 36) Take a Raft Ride
 - 37) Learn to Sail
 - 38) Go Canoeing
 - 39) Get Over It with Parasailing
 - 40) Get Thrilled on the Flyfish
 - 41) Learn About the Gullah Culture
 - 42) Climb the Lighthouse
 - 43) Visit Historic Churches
 - 44) Explore the Stoney-Baynard Ruins
 - 45) Visit Historic Stores
 - 46) Explore Historic Bluffton
 - 47) Visit Heyward's Home
 - 48) Tour the Haunted Side
 - 49) Visit the First Freedman's Village
 - 50) Stay Fit
 - 51) Spend a Day at a Spa
 - 52) Play a Round of Miniature Golf
 - 53) Play Croquet
 - 54) Check Out Our Parks and Playgrounds
 - 55) Create Your Own Memories
 - 56) Go Fly a Kite
 - 57) Make a Splash at a Water Park
 - 58) Watch the Fireworks
 - 59) Play at a Children's Museum
 - 60) Watch a Movie Under the Stars
 - 61) Go to the Theatre
 - 62) Do the Music Scene
 - 63) Visit a Low Country Art Gallery
 - 64) Discover the Two Faces of Daufuskie
 - 65) Do Daufuskie on Your Own
 - 66) Meet the Artists of Daufuskie
 - 67) Play Tennis
 - 68) Golf Daufuskie Island
 - 69) Golf Hilton Head Island Plantation
 - 70) Golf Palmetto Hall
 - 71) Golf Indigo Run
 - 72) Golf Port Royal Plantation
 - 73) Golf Palmetto Dunes
 - 74) Golf Shipyard
 - 75) Golf Sea Pines Resort
 - 76) Golf Bluffton Corridor
 - 77) Go Out to Wine and Dine
 - 78) Check Out the Night life
 - 79) Take it Out and Take it Home
 - 80) Treat Yourself to a Treat
 - 81) Shop 'Til You Drop
 - 82) Buy a Piece of the Foot
 - 83) Get Sold on Timesharing
- Savannah Day Trips**
- 84) Be a History Buff by Trolley
 - 85) Honor the Mighty 8th
 - 86) Get Carriaged Away
 - 87) Take a Tour of Movie Sites
 - 88) Take a Riverboat Cruise
 - 89) Be a Ghost Hunter
 - 90) Experience River Street
 - 91) Discover the City Market
 - 92) See Savannah Forts
 - 93) See Savannah Churches
 - 94) Don't Miss Tybee Island
- Beaufort and Beyond**
- 95) Explore Beautiful Beaufort
 - 96) See Beaufort by Water
 - 97) Visit the Parris Island Museum
 - 98) Visit Hunting Island
 - 99) Visit the Penn Center
 - 100) Explore Sheldon Church Ruins
 - 101) Meet Mannerly Charleston



SESUG Conference and Workshop Registration

	<u>Early Deadline 9/4/2007</u>	<u>Regular Deadline 10/2/2007</u>	<u>Onsite After 10/2/2007</u>
Business & Government	\$395	\$445	\$525
Group Rate*	\$365	\$415	\$525
Academic**	\$325	\$375	\$525
Sunday Workshop (optional)	\$125	\$125	\$150
Workshop Only***	\$150	\$150	\$175
Guest	\$95	\$95	\$95

Early Registration: June 15 – September 4

Regular Registration: September 5 – October 2

Onsite Registration: October 3 – November 5

On October 19, the online registration system will close. Registrations may be faxed after this date until November 1 and onsite rates will apply. After November 1, registration will take place at the conference.

**Group rate is available to groups of 4 or more from the same company who register at the same time. There is no group discount for academic registrations. All members of the group must be paying conference fees. Workshop-only registrations or those receiving waived conference fees cannot be considered part of a group. Group rate is available only for early and regular registration.*

***Academic rate is available to full-time students, faculty and staff of an accredited degree-granting institution. Academic rate is available only for early and regular registration. Verification of eligibility for the reduced rate may be required by the registrar.*

****A processing fee of \$25 is charged for those who attend weekend workshops but do not register for the conference.*

Your conference registration fee includes:

- ♦ Sunday opening session with keynote speaker followed by a mixer
- ♦ 1½ days packed with academic presentations in concurrent sessions
- ♦ Monday evening mixer in demo room
- ♦ Tuesday closing session lunch with keynote speaker
- ♦ Conference shirt and bag
- ♦ Conference program and proceedings

Guest Registration

You can register a guest for \$95. Guests will receive a conference bag and a name badge, but guests may not attend presentations or enter the SAS Demo Room except during the mixer on Monday night. Guests will not receive conference materials.

Guests may only attend the Sunday opening session and mixer, Monday evening mixer, Tuesday closing session and lunch, and the continental breakfasts.

Weekend Workshops

On Sunday November 4, SESUG will conduct six four-hour workshops; three in the morning and three in the afternoon. These workshops will offer an in-depth look at a topic of interest to SAS® users. The ODS class in the afternoon is a continuation of the morning class and you must take the morning class in order to register for the afternoon class.

The registration rate for these workshops is \$125 per workshop if you register by October 2 and \$150 per workshop after October 2. Workshop descriptions begin on page 3.

3 Easy Ways to Register

Register Online at www.sesug.org using the Online Registration link.

Fax your registration form to 919-882-9798.

Mail your registration form to: Jennifer Waller, SESUG Registrar, 3483 Heatherstone Way, Martinez, GA 30907

- ♦ Make checks payable to SESUG.
- ♦ Mailed registrations must be postmarked by the cutoff date shown above in order to qualify for the discounted early and regular rates.
- ♦ Online and faxed registrations will be accepted at the discounted rate until midnight on the cutoff date.

Cancellation/Refund policy

Conference registrations that are cancelled in writing by October 2 will receive a refund of conference registration fees MINUS a \$25 processing charge.

Conference registration cancellations received after October 2 will not be refunded. If you are unable to attend the conference, your registration fee can be transferred, at no charge, to another attendee with the approval of the conference registrar.

SESUG 2007 Conference Registration Form

First Name (for badge):		Last Name:	
Company:		E-Mail: (required)	
Street Address or Box Number:			
City:		State/Province/Country:	ZIP Code:
Office Telephone: () -		Home Telephone: () -	
May we add you to the SESUG email distribution list? <input type="checkbox"/> Yes <input type="checkbox"/> No		May we share your email with conference sponsors? <input type="checkbox"/> Yes <input type="checkbox"/> No	
Tuesday Lunch: <input type="checkbox"/> Regular <input type="checkbox"/> Vegetarian <input type="checkbox"/> Will not attend Do you plan to attend: <input type="checkbox"/> Sunday Night Opening session & Mixer <input type="checkbox"/> Monday evening SAS Mixer			

Would you like to volunteer to help at SESUG 2007? ☐ Yes ☐ No
☐ Registration ☐ Sunday Workshop Coordinator ☐ Session Coordinator – Section Choice _____

Check all that apply to you: ☐ Active Executive Committee ☐ Speaker ☐ Section Chair ☐ Sponsor

		Conference Registration Fees		
		Early Rate Through 9/4/2007	Regular Rate 9/5 – 10/2/2007	Onsite Rate 10/3 – 11/6/2007
Academic *		\$325	\$375	\$525
Business & Government		\$395	\$445	\$525
Conference Registration Fee				+ \$
Less \$30 per Person Group Discount ** (if applicable)				– \$
Weekend Workshops				
\$25 Workshop Administration Fee (waived for SESUG '07 Conference attendees)				+ \$
On or Before 10/2/2007	10/3 to 11/4/2007	Weekend Workshop		
\$125	\$150	Sunday, November 4, 8:00 a.m. – 12:00 p.m. "An Introduction to SAS® Macro"		+ \$
\$125	\$150	Sunday, November 4, 8:00 a.m. – 12:00 p.m. "SAS® 101: The Basics"		+ \$
\$125	\$150	Sunday, November 4, 8:00 a.m. – 12:00 p.m. "Intermediate ODS: Formatting ODS Output: Part 1"		+ \$
\$125	\$150	Sunday, November 4, 1:00p.m. – 5:00 p.m. "Advanced ODS: Understanding ODS Objects: Part 2" MUST HAVE ENROLLED IN PART I		+ \$
\$125	\$150	Sunday, November 4, 1:00p.m. – 5:00 p.m. "Understanding Why Your Macros Don't Work"		+ \$
\$125	\$150	Sunday, November 4, 1:00p.m. – 5:00 p.m. "Separating the Interface from the Engine: Creating Custom Add-in Tasks for SAS Enterprise Guide® 4.1"		+ \$
Guests (Receive bag, t-shirt, tickets for Sunday Mixer, Monday Mixer & Tuesday Lunch)				
\$95		Guest Name		+ \$
TOTAL AMOUNT DUE				\$

* **ACADEMIC RATE:** This rate applies to **full-time** students or employees of a degree granting institution, college or university. Proof of academic status may be required by the registrar.

** **GROUP DISCOUNTS:** A group of 4 or more from the same company must register at the same time. **Academic registrants are not eligible for this discount!** Paper registrations must be sent together to ensure the discount is properly applied. If electronically submitted, group registrations **MUST** be submitted as close together as possible to ensure discount qualification. All members must be paying conference fees; workshop-only attendees will **not** be considered as part of the group for discount, nor will attendees with conference fees waived. Contact

PAYMENT

- All funds must be in United States currency.
- SESUG Federal Tax ID: 59-3571958
- **PLEASE, DO NOT SEND CASH!** SESUG is **not** responsible for funds lost in the mail.

- ☐ Check/money order enclosed, payable to SESUG
- ☐ Credit Card: (please check one)
- ☐ Visa
 ☐ Master Card
 ☐ American Express
 ☐ Discover
 ☐ Diner's Club

Card Number:		Expiration Date:	/
Name on Card:			
Card Holder's Signature:			
Credit Card Billing address (if different from registration address):			
Street Address or Box Number:			
City:	State/Province/Country:	ZIP Code:	

REGISTRATION METHODS

- Online registration begins on June 15th, 2007 at www.sesug.org
- You may fax your registration form to 919-882-9798.
- For registrations by mail, send your completed forms with payment or payment information to:

Jennifer Waller, SESUG Registrar
 3483 Heatherstone Way
 Martinez, GA 30907

Voice: 706-721-0814
 FAX: 919-882-9798

- If you have questions regarding registration you may email Rupinder Dhillon at rkdhillon@rogers.com or Jennifer Waller at jwaller@mcg.edu, or you may call 706-721-0814 during working hours (Eastern Time).

IMPORTANT INFORMATION

- **REFUND POLICY:** A full refund less a \$25 processing fee is permitted if written notice of cancellation is postmarked, e-mailed, or faxed to the Registrar by **October 2, 2007**. Cancellations and refund requests must be in writing. **No refunds will be issued after this date.**
- **CANCELLATIONS:** SESUG's sole liability in the event of conference or training workshop cancellation is refund of fees paid for the specific event(s) that is/are cancelled. SESUG is **not** liable for **any** special or consequential damages arising from conference or training workshop cancellation. If a training workshop is cancelled, we will notify **you as soon as possible** and you will be invited to transfer your registration to another workshop. Or, you may elect to receive a refund for the amount paid for that workshop.
- Using audio or visual recording devices, or laptop computers, is **NOT** permitted during pre-conference training workshops or paper presentations without the **prior permission** of the presenter/instructor.
- No direct recruiting may be conducted at the conference, or during **any** conference-related activity. (See SESUG Policies, page 22)
- By attending the SESUG conference, you are agreeing that the SouthEast SAS® Users Group and SAS® may use your name, picture, and/or feedback comments in any media worldwide, in connection with any account of conference events.



SESUG '07 Checklist

DON'T FORGET...

- ⌚ Visit www.sesug.org for regular updates.
- ⌚ All conference attendees **MUST** register. Registration Form on *pages 27 & 28*.
- ⌚ Register for pre-conference workshops. (optional) See *pages 3-8*.
- ⌚ Make reservations ASAP at the Hilton Head Marriott Beach & Golf Resort (via www.sesug.org).
- ⌚ Make your travel plans.
- ⌚ Be prepared to take advantage of the 20% discount available at the SAS® bookstore.
- ⌚ Be well rested, ready to learn and have fun during the 15th annual SESUG Conference on beautiful Hilton Head Island, South Carolina!



STAY TUNED IN TO SAS!

By updating your SAS profile often at www.sas.com/profile

Your profile establishes a login for use across the SAS Web site. Use this login to pre-fill forms, manage your subscriptions and gain access to restricted site content.

Why should you register?

Because your SAS profile enables you to:

- Subscribe to receive information on Users Group Conferences.
- Subscribe to award-winning **sascom** magazine and a wide variety of SAS e-newsletters.
- Access SAS white papers and Webcasts.
- Save time when logging in since your profile will pre-fill other forms on sas.com.
- Stay informed about SAS publications, training and events.
- Access Self-Paced e-Learning.
- View Technical Support tracks.



Visit: www.sas.com/profile



**THE
POWER
TO KNOW.**

 **SESUG '07**
November 4-6, 2007
Hilton Head, South Carolina
c/o SAS Institute, Inc.
SAS World Headquarters
100 SAS Campus Drive
Cary, NC 27513-2414

Important Dates

June 15, 2007

Conference Registration Opens

September 4, 2007

Early Registration Deadline

October 2, 2007

Regular Registration Deadline

October 2, 2007

Deadline for Hotel Reservations at
SESUG Rate (\$150/night):

Rate is valid Oct 30th – Nov 10th,
based on availability. RESERVE EARLY!

October 19, 2007

Online Registration Closes,
Registration by Fax at Onsite Rates Begins

November 4-6, 2007

SESUG '07 Conference



 **SESUG '07**
November 4-6, 2007
Hilton Head, South Carolina
www.sesug.org